gb services

watchgas detection

SST4
The *new* standard in gas detection

www.watchgas.com
info@watchgas.com

www.watchgasusa.com
info@watchgasusa.com

v1.1

#PARTNERSHIP #TRUST
#SERVICE #KNOWLEDGE
#TEAMWORK #INNOVATION
#HARDWORK #SUPPORT
#FUN

WatchGas key pillars

We are WatchGas; *We watch gas* where you can't. We strive to be the best at everything we do, from the products we innovate to the way we work and support our partners. Focusing on these core values while other manufacturers focus on profit will make us a worldwide brand for all your gas detection needs.

"OUR MISSION IS TO BUILD THE BEST PRODUCTS, SHARE OUR KNOWLEDGE OF THE GAS DETECTION INDUSTRY WHILE PUTTING OUR CUSTOMERS AT THE HEART OF ALL WE DO."

Established in 2018 in Rotterdam, the Netherlands, we manufacture gas detection devices. After the success of the first phase we have developed a range of portable devices to serve a global market, starting in 2023. Our passion is gas detection, and our dedication is with keeping you safe. We Watch Gas to make sure you come home safely every day.





Growth through *Design*

At WatchGas, the design of our products is fundamental to who we are, to the customers and markets we currently serve, and to those who use an alternative solution as of today. Our product strategy is to innovate and clearly define, develop, and sustain our product portfolio to give our partners and customers the best solution for their gas detection needs.

With our Product Development Team being based in Rotterdam (the Netherlands), we are proud of the knowledge and experience that we attract. One of our key pillars is innovation; as part of this commitment, we promise to release new products every year, ensuring a diverse range of gas detection solutions. These could be a complete New Product Introduction (NPI) or a sensor or technology that supports a new or developing application, market, or process, such as the hydrogen space or the need for fumigation.

Introducing *the New Standard* in multi-gas

The SST4 Micro & SST4 Mini: Four-gas diffusion multi-gas.
Over the last decade, there has been a shift from single-gas devices to multi-gas devices that will protect you and your employees from the common gases found in industries. With over 2.6 million multi-gas devices sold yearly, there is an opportunity for a greater user experience and sensing technologies that create a safer environment.

The Voice of the Customer (VoC) work done while developing our four-gas range gave us a good insight into what customers *really* wanted. Those top five requirements are ***fast detection of gas***, ***clear visible display***, ***robust design for harsh environments***, ***loud audible alarm***, and ***a good supporting ecosystem*** such as software and docking stations.

While some devices did some of the above requirements, none addressed all these pain points. The WatchGas team has listened to those requirements and is excited to present the new SST Range.

Sincerely,
WatchGas Team

watchgas
MINI
SST4
watchgas
MICRO
SST4
watchgas
5 GAS
SST5
watchgas
PUMP
SST4

SST Range *multi-gas*

SST4 Micro is a unique four-gas device that stands out with its ability to detect hydrocarbons using three Solid Polymer sensors (O_2/CO/H_2S/SO_2) and an LPC (Low-Powered Catalytic). It also features built-in NFC and induction charging, ensuring a one-week runtime. Despite its rugged and compact design, this device doesn't compromise on important features like a display and alarm indicators.

SST4 Mini is versatile, similar to the slightly smaller SST4 Micro. It offers an optional NDIR or traditional high-powered catalytic bead as the detection method for LEL, which is essential in some applications.

SST4 Pump is a pumped four-gas device with our in-house designed pump that allows a draw of up to 110 feet or 33 meters. It is ideal for confined space entry or sampling tanks, ship holds, or LPG units, and coupled with our wide range of accessories, it makes sampling easier than ever.

SST5 is a five-gas device with the same size and weight as a conventional four-gas detector. This small, compact, rugged solution offers a wide range of sensors to support your gas detection needs.

SST Dock is a well-designed bump and calibration station for all of the above devices and the SST1 detectors. This reduces the cost and eliminates bulky and complex solutions, making the SST Dock the best solution for ensuring fleet compliance.

SST4 – *Micro & Mini*

Using the latest sensor technology, the SST4 Range is designed for the harshest environments while being rugged and easy to use and wear. With its wide range of sensor libraries, the SST4 can be configured to fit various uses and applications. With Tap Compliance and the SST Dock, managing a fleet of devices has never been easier.

NFC – allows for configuration, downloading of data, and assignment of devices;
Charging – using induction charging, the SST4 has removed damage to connections;
Runtime – longer runtimes: 48hr with LPC and 200hr with NDIR;
Sensors – Solid Polymer Technology with the best-in-class performance with temp / humidity. The best reponse time on the market. Flexibiliy of sensors - CO, H_2S, SO_2 and O_2, ideal for a wide range of applications;
Configurable – depending on customers' requirements the device can be tailored;
One Button Operation – simple user interface and easy to use with a gloved hand;
Screen Bumpers – protects screen from scratching due to smaller sensor profile;
Rugged – double shot moulding, IP65/68, and toughened housing;
SST Dock – device compatible with SST Dock and can be bump tested and calibrated;
Screen – larger screen than the next best alternative and backlight gives clear viewing;
Response time – fastest T90 response time in its catagory.

Display

Alarms	
ALARM	Alarm Notification
LOW	Low Alarm
HIGH	High Alarm
STEL	Short Term Exposure Alarm
TWA	Time Weighted Average Alarm
2	Indicate Low Low or High High alarm. 3rd alarm level

Unit of Measure	
ppm	Parts Per Million
mg/m^3	Milligrams per Cubic Meter
LEL%	Percentage LEL
O_2%	Percent VOL

Sensors	
H_2S	Hydrogen sulfide sensor
SO_2	Sulfur dioxide sensor
CO	Carbon monoxide sensor
O_2	Oxygen sensor
IR	NDIR LEL
LPC	Low Power Catalytic
CAT	Catalytic bead LEL sensor

Information	
☺	Product Compliant
☹	Product Non-Compliant
CAL	Calibration Required
BUMP	Bump Required
📶	NFC in Communication
▬	Battery level
🔇	Mute

Safety *Yellow*

HEX #EED202
RGB(238, 210, 2)

The trend of yellow safety equipment has been in place for generations, but its origins are a bit of a mystery. Over the centuries, various theories have been proposed about why safety equipment is almost always yellow.

The most popular theory is that yellow has become associated with safety because of its bright and noticeable color, making spotting equipment and people from a distance easier. This makes it easier to ensure that everyone on the site is aware of dangerous machinery or potential risks and can take the necessary precautions.

Other theories suggest that the association between yellow and safety equipment has roots in the Industrial Revolution. During this time, yellow was seen as an efficient color, providing superior visibility in various lighting conditions. This made it the ideal choice for the hazardous environments found on construction and industrial sites.

It is also possible that the yellow color of safety equipment has cultural roots. In some countries, yellow is associated with strength, endurance, and power. As industrial work is often associated with these attributes, it makes sense that the equipment used would be similarly colored.

Whatever the reason for yellow, it is a trend that will likely continue for the foreseeable future. The color helps ensure that everyone on the site is aware of safety risks and hazards and helps create a safe working environment.



Visibility and caution
Yellow is the most visible color from a distance, so it is often used for objects that need to be seen, such as road maintenance equipment, school buses, and taxicabs. It is also often used for warning signs since yellow traditionally signals caution, rather than danger. Safety yellow is often used for safety and accident prevention information. A yellow light on a traffic signal means slow down, but not stop. The Occupational Safety and Health Administration (OSHA) uses Pantone 116 (a yellow hue) as their standard color, implying “general warning”, In contrast, the Federal Highway Administration similarly uses yellow to communicate warnings or caution on highway signage. A yellow penalty card in a soccer match means a warning, but not expulsion.

Fun Fact: One of the first gas detectors was also yellow... it was the canary bird.

0.0
H2S ppm
20.9
O2%
0
CO ppm
0
LEL %
LPC
watchgas
MICRO
SST4
HUSKY

SST4 *Pump*

Bottom mounted drawline

Confined Spaces often pose a challenge not just in the harsh environment with high temperatures, chemicals, and dirt but also in the time it can take to get a permit to work. These can take many hours, with slow sampling and issues occurring due to harsh environments, like blocked pumps or sticky gases requiring longer sampling times.

The SST4 Pump has been designed to speed up the permit-to-work process by utilizing the NFC feature and allowing the flow of data and information to ensure faster signing off the confined space. It has also been designed with harsh environments in mind, with its 95dB audible alarm at 30 cm, rugged housing, up to 33-meter sampling, and accessories that make the job easier and faster

Pump – inhouse designed pump for 110 feet / 33 meters sample draw;
NFC – allows for configuration, downloading of data and assignment of devices;
Charging – using induction charging the SST4 Pump has removed the complexity of charging;
Runtime – longer runtimes, up to 50 hours with LPC and up to 100 hours with NDIR;
Sensors – Solid Polymer Technology with the best-in-class performance with temp / humidity. The best reponse time on the market. Flexibiliy of sensors - CO, H_2S, SO_2 and O_2, ideal for a wide range of applications;
Configurable – depending on customers requirement the device can be tailored;
One Button Operation – simple user interface and easy to use with gloved hand;
Screen Bumpers – protects screen from scratching due to smaller sensor profile;
Rugged – double shot moulding, IP65/68 and toughened housing;
Screen – larger screen than next best alternative and backlight gives clear viewing;
Inert Mode – for sampling in gas enriched environments such as ducts and pipes;
Membrane pump – giving excellent rebustness and quality of draw.

Your sample is as good as
your *sampling equipment*

For a confined space clearance measurement, a sampling hose is attached to a pumped gas detector. An open end of the hose runs the risk of allowing dust and liquids to enter the sampling hose, blocking the hose and delaying the work.

Ball floats are a perfect way to ensure no liquid can enter the sampling hose. WatchGas has wholly redeveloped the ball float to make it suited to heavy-duty work in every way. The ball float is made in one piece to make it more resistant and durable in comparison to ball floats that are made from two hemispheres glued together.

The material is chemical-resistant, antistatic (according to EN-60079-0), and nonadsorbing; therefore, it does not interfere with your measurement. Also, its bright yellow colour makes it visible, providing contrast in dimly lit situations.

The WatchGas Last-O-More Sampling Hose offers the best performance for the price. It has low adsorption, so you get accurate results.
Gas chromatography analysis shows a low adsorption of benzene.
Low adsorption means high accuracy. Other gas types show similar results.
The antistatic (according to EN-60079-0) hose is easy to detangle.
Available in two sizes: 3x5mm and 5x8mm, and to any desired length.

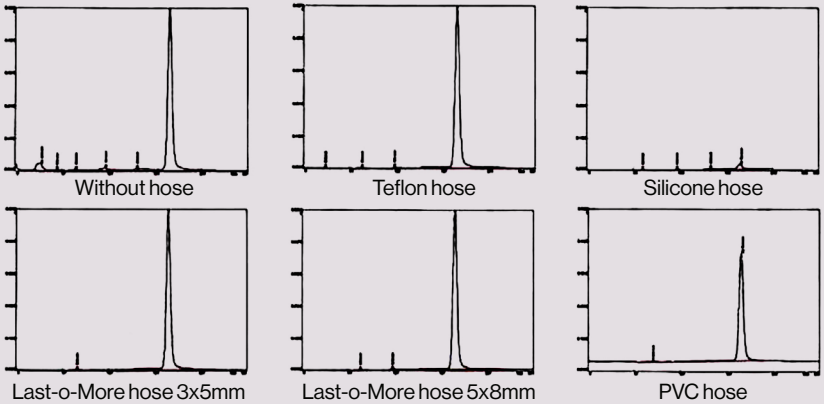



Ball-Float incl. reducter
Part Number: 7182112

Last-0-More Tubing *3x5 mm*
Part Number: 411-0018-038

Last-0-More Tubing *5x8 mm*
Part Number: 411-0018-039

SST4 Pump:
Your standard for working in *confined spaces*

Part Number: D5019710
Item Description: Aspirator bulb with controlled flow. Use with Last-O-More tubing (not included).

Part Number: 008-3015-001
Item Description: Extendable Measuring Probe, easy to carry and store. Use with Last-O-More tubing (not included).

Part Number: GSR-07
Item Description: Telescopic Probe up to 4m extendable body.

Part Number: GSR-04-S-AK
Item Description: Rigid 40cm Multifunctional Probe. Complete with tubing.



Part Number: WG-PROBE
Item Description: CSE Probe comes with 3 inline filters and humidity filter. Use with Last-o-More tubing (not included).

Part Number: GSR-02
Item Description: 1 meter Carbon Fiber Probe. Safe to use for electricians. Use with Last-o-More tubing (not included).

Ideal for detecting
lighter gases

0.0
H2S ppm
0
CO ppm
20.9
O2 %
0
LEL %
watchgas
PUMP
SST4

Induction charging

All our rechargeable SST Range devices are induction charging. Gas detectors are often used in extremely harsh environments, where contacts and pins become corroded or damaged due to chemicals and compounds found on site. We decided to remove the risk of damage and increase the robustness of the device. When ordering a multi-gas device, a disk charger will come with the product as standard, but there are other options to choose from.

SST-IND-S	Induction charger for SST Range
SST-DISK-CHR	Induction disk charger for SST Range
SST-RCH	Regional charging adapter heads with USB-C connecto port
SST-6W-CHR	SST Range 6-way cable 5W charger
SST-MULTI	Multi 5-way charger induction
SST-STACK-CHR	SST Range 5-way stackable charger, up to 4 can be coupled
SST-STACK-COU	SST Range coupling cable

SST-IND-S

SST-STACK-CHR

Runtime

SST4 Micro	SST4 Mini	SST4 Pump
LPC - 50hr	HP LEL - 13hr NDIR - 200hr	LPC - 50hr HP LEL - 18hr NDIR - 100hr

SST Range Kits

At WatchGas, we have considered use outside of the device and are constantly working with partners and customers to enhance the offering with accessories and solutions. We offer a range of kits that allow the docking station to be used remotely, utilizing its internal battery, giving you up to 100 calibrations. Or a personal carrying case for your multi-gas device, giving you everything you need to do your job in one rugged kit.

SST4 Pump Compliance Kit

SST Dock Rapid Deployment Kit

SST4 Micro/Mini Compliance Kit

Please contact WatchGas or your nearest WatchGas distributor for more information on the possibilities of our kits

NANUK

Solid Polymer Electrochemical *Gas Sensor*

Electrochemical sensors are sensitive to various gas molecules, such as CO, NH_3, SO_2, NO, NO_2, O_2, HCN, O_3, PH_3, SiH_4, HF, and H_2. They offer one of the most *energy-efficient approaches* combined with analytical performance that includes *sensitivity* and *selectivity* at a relatively *low cost*.

Solid Polymer Electrochemical Gas Sensor offers flexibility in design and size since the core is dry and contains no liquid electrolytes. Traditionally, electrochemical sensors are used to detect toxic gases in industrial settings. The concept of a dry electrochemical cell based on a solid polymer electrolyte challenges not only the design restrictions of the gas sensor but also the traditional applications for electrochemical cells. This revolutionary technology enables new and innovative mechanical designs for the finished cell.

Advantages

- High accuracy
- Long lifetime
- Ultra-Low Power consumpton fot battery and IoT applications
- High volume productions
- High precision for low ranges
- No zero drift
- No-poisoning
- Direct linearity
- High temp. range

Flammable sensors



The fire tetrahedron is a four-sided geometric shape used to describe the three components are required for a fire to start and sustain itself - heat, oxygen and fuel. These three components must be present simultaneously in order for a fire to be created. Fire suppression techniques revolve around removing one or more of these elements, making it impossible for a fire to start or sustain itself.

Flammable Sensor Terminology

LEL - Lower Explosive Limit
Minimum concentration of a combustible gas or vapour in air which will ignite if an ignition source is present.

UEL - Upper Explosive Limit
The maximum concentration in air which will support combustion. Concentrations above UEL to enriched to burn.

Flammability Range
The range between 100% LEL and the UEL.
Within flammability range gases will burn or explode if ignition source present, like a spark or even static.

Flammable Mixture

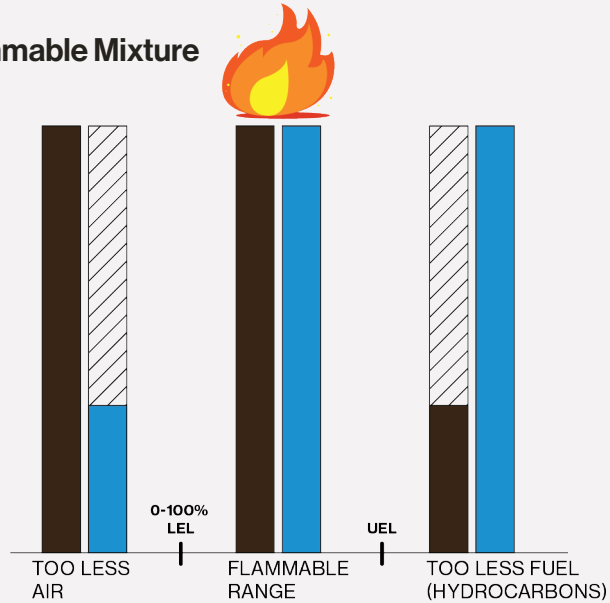

Gas type	LEL	UEL
Methane	5%	15%
Propane	2.20%	9.50%
Acetone	2.60%	12.80%
Ammonia	16%	25%
Carbone monoxide	12.50%	74%
Ethylene oxide	3%	100%
Hydrogen sulphide	4.30%	46%

NOTE: This table refers to USA standards

LEL sensor types

SST4 Micro
LPC

SST4 Mini
NDIR, HPC

SST4 Pump
LPC, NDIR, HPC

	Sensor advantages	Sensor disadvantages
LPC	- fast response time for light Hydrocarbons - not impacted by shock through impact - cost-effective; ideal for compliance market - low power consumption	- will not see heavy hydrocarbons, nonanes etc - silicone poisoning over time when filter becomes saturated
HPC	- sees heavy Hydrocarbons like Nonanes / Methanals	- lower battery runtime due to super high power - beads impacted by dropping and could become damaged - silicone poisoning
 **NDIR**	- very low power up to two months runtime - long lifetime up to 10 years - no silicone poisoning - can be used for Inert application as does not require O_2	- cannot detect H_2 - not linear signal so over-measure on heavier HC - technology is not the cheapest but lifetime and runtime compensate for the cost

LPC = Low Power Catalytic HPC = High Power Catalytic NDIR = Infrared

RoHS COMPLIANT

UK CA

INMETRO

ABS TYPE APPROVED PRODUCT

Hydrogen sulphide *warning* signs

*Others show OL over 100ppm, we show H_2S readings from 0-500ppm

Measuring hydrogen sulfide (H_2S) levels ensures workers' safety in specific industries such as oil and gas, wastewater treatment, and pulp and paper mills.

High levels of H_2S exposure can irritate the eyes, nose, throat, and respiratory system. It can also cause dizziness, nausea, and headache, and in extreme cases, can lead to unconsciousness, coma, and even death.

As a responsible employer, it's crucial to prioritize the safety and well-being of workers by ensuring that proper safety protocols and monitoring are in place. Doing so can create a safe work environment and avoid harmful exposure to H_2S and other toxic gases.

<1 ppm

Most people smell "rotten eggs"

3-5 ppm

Odour is strong

20-150 ppm

Nose and throat feel dry and irritated. Eyes sting, itch, or water. "Gas eye" symptoms may occur. Prolonged exposure may cause coughing, hoarseness, shortness of breath, and runny nose.

150-200 ppm

Sense of smell is blocked (olfactory fatigue)

200-250 ppm

Major irritation of the nose, throat, and lungs occurs, along with headache, nausea, vomiting, and dizziness. Prolonged exposure can cause fluid buildup in the lungs (pulmonary edema), which can be fatal

300-500 ppm

Symptoms are the same as above, but more severe. Death can occur within 1 to 4 hours of exposure

>500ppm

Immediate loss of consciousness. Death is rapid, sometimes immediate

Carbon monoxide levels chart

0ppm — 1000ppm* — 2000ppm

*Others only show reading from 0-1000ppm, we show readings from ***0-2000ppm***

Carbon monoxide (CO) poses a significant threat to human health due to its colourless, odourless, and tasteless nature.

Although largely associated with home appliances and vehicles, carbon monoxide exposure is a potential risk in workplaces such as steel production and heavy industries.

Understanding the dangers associated with CO exposure and implementing gas detection systems can help safeguard the well-being of both individuals and employees.

0 ppm
Recommended Safe Level

6 ppm
WHO 24 Hour Average

9 ppm
ASHRA 8 Hour Average
EPA 8 Hour Average
NAAQS 8 Hour Average
WHO 8 Hour Average

25 ppm
ACGIH 8 Hour Average

30 ppm
WHO 1 Hour Average

35 ppm
NIOSH 8 Hour Average
NAAQS 1 Hour Average
Physical symptoms* after 6-8 hours.

50 ppm
OSHA 8 Hour Average (PEL)

30-69 ppm
UL 30 Day Alarm

87 ppm
WHO 15 minute Average

70-149 ppm
UL 1-4 Hour Alarm

200 ppm
NIOSH 15 minute STEL

150-399 ppm
UL 10-50 Minute Alarm
Physical symptoms** after 2-3 hours.

400+ ppm
UL 4 Minute Alarm
Physical symptoms** in 1-2 hours. Life threatening 3 hours.

800 ppm
Physical symptoms** in 45 minutes. Unconscious in 2 hours. Fatal in 2-3 hours.

1600 ppm
Physical symptoms** in 20 minutes. Fatal within 1 hour.

3200 ppm
Physical symptoms** in 5-10 minutes. Fatal within 25-30 minutes.

6400 ppm
Physical symptoms** in 1-2 minutes. Fatal within 10-15 minutes.

12800 ppm
Fatal within 1-3 minutes.

NOTE: This table refers to USA standards

Safety Solution Whatever The Job

Confined Space Entry

Possible solution:
SST4 Pump in combination with CSE accessories and i.safe tablet with the RTR Solution Compliance Watch

Safety Manager

Possible solutions:
The RTR Solution Compliance Watch for monitoring product health status, reporting gas alarms, and tracking fleet status

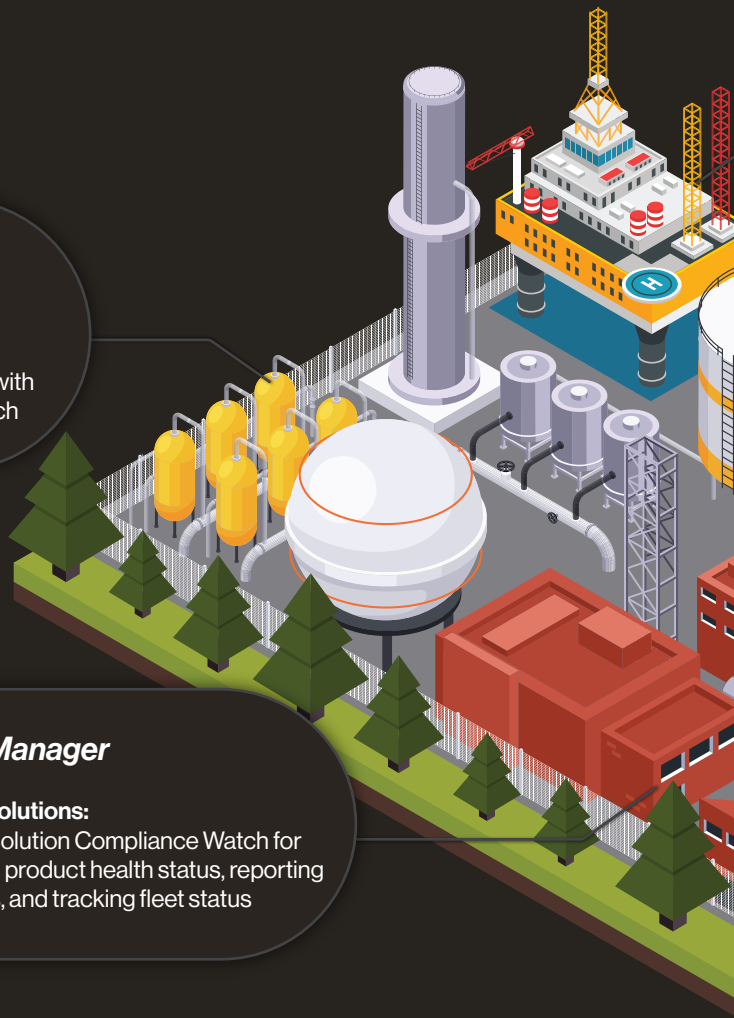

Safety Manager

Possible solutions:
SST1 (2 & 3 year or Serviceable), SST4 (Micro or Mini) in combination with SST Dock and WatchGas Compliance Kiosk

Lone Worker

Possible solutions:
SST1 (2 & 3 year or Serviceable), SST4 (Micro or Mini) in combination with the WatchGas SST Application for reporting into the RTR Solution Compliance Watch

SST Dock

A single docking station for *bump testing, calibration,* and *tracking* all your SST Range in one module.

1. Enhanced *efficiency*

Say goodbye to the hassle of individually bump testing and calibrating each gas detector. With SST Dock, you can streamline the maintenance process by connecting multiple cylinders and testing numerous devices in one docking station. This means reduced cost, improved efficiency, and maximum productivity for your team.

2. Data-driven insights

Tracking and maintaining records of all gas detector tests and calibrations can be daunting. However, with SST Dock, this process becomes seamless. This intelligent and innovative docking station automatically captures and stores essential data, including test results, calibration history, expiration dates, and low levels of test gas. You can effortlessly access this information when needed, allowing for better compliance and informed decision-making.

3. Simplified fleet management

Managing a fleet of gas detectors can be complex, but the SST Dock simplifies this task significantly. Now you can remotely monitor the status of each detector, schedule preventive maintenance, and generate comprehensive reports. With an intuitive and user-friendly interface, fleet management becomes a breeze, saving your organization time, effort, and resources.

4. Precise calibration

Accurate calibration is vital to ensure the proper functioning of gas detectors. The SST Dock offers a standardized and automated calibration procedure, eliminating the risk of human error and providing consistent and reliable results. Your team can now be confident that their gas detectors are correctly calibrated for optimal safety.

5. Enhanced *safety culture*

Investing in a docking station makes a compelling statement about the importance of safety in your workplace. It demonstrates your commitment to providing the best tools for your team's protection and peace of mind. A robust safety culture empowers your workforce, improves morale, and fosters a proactive approach to maintaining a safe working environment.

High-speed bump testing

<10sec

WatchGas *Compliance Kiosk*

The WatchGas Compliance Kiosk works as a terminal to allow the user to check the gas detector, providing a complete overview of the device status and any unforeseen events. The Compliance Kiosk automatically sends all data to WatchGas' RTR Solutions Compliance Watch, giving a cost-effective overview of fleet health, predictive maintenance, events, and alarms. Furthermore, the Compliance Kiosk can actively manage detector settings and user assignments

Configuration verification – allows checking the gas detector settings such as function setting, alarm limits, and assigned User ID against a system reference file set up by the system administrator.

Health Check – reads the product's health and reports it to the RTR Solution Compliance Watch, providing a unique preventive maintenance schedule and reducing downtime. The data includes battery, sensor, hardware, and firmware status.

Connectivity – offers a wide range of connectivity. It can be a standalone system, and information can be sent via email to a printer, laptop, or phone. The device can be connected directly to a WI-FI network or fitted with a SIM card to connect to a cellular network. This makes sending reports and data extremely easy. Combine with our RTR Solution Compliance Watch for full compliance and fleet management.

Action confirmation – alerts the user if his detector requires attention for things such as predictive maintenance, bump, or calibration. The system checks if a User ID is not in the unit, allows the user to enter their credentials, and automatically loads them in the gas detector.

Event collection – automatically downloads the event log from a gas detector stores it locally and sends it to the RTR Solution Compliance Watch if activated, providing a simple and fast overview for the safety manager.

Mounting options – the Compliance Kiosk has brackets for wall mounting and can also be tailored for desktop use.

RTR Solution *Compliance Watch*

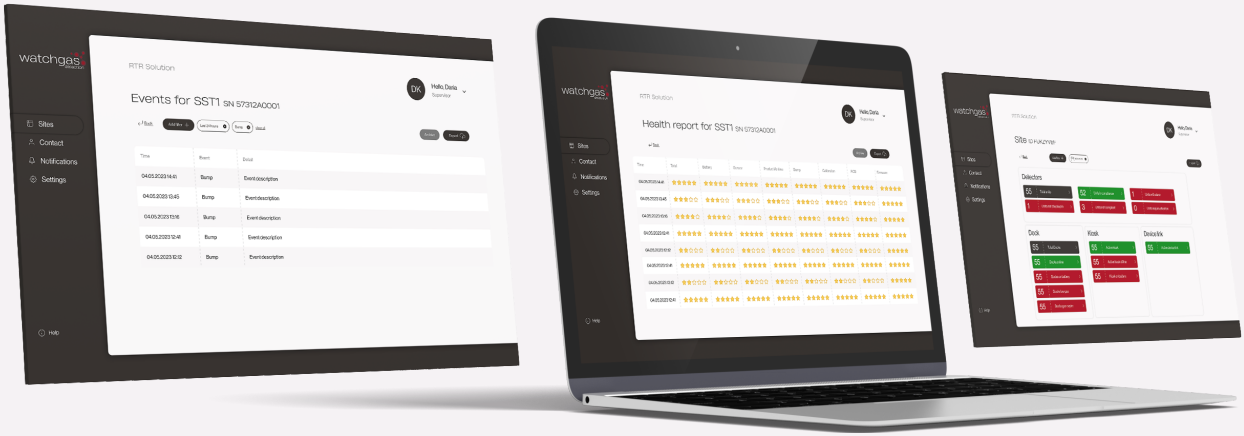

RTR (Record to Report) Solution is a cost-effective fleet management solution. Managing a large fleet of devices can be complex and throw up questions like, are they calibrated and bump tested, have they seen gas, and who are they assigned to? All of that can be easily viewed with the Compliance Watch RTR Software. Whatever your application and focus areas, the software can be tailored to show you dashboards and reports, making it easier than ever to manage your fleet of gas detectors.

Compliance Overview showing general health and status of your fleet of SST Range devices.
Infrastructure Overview showing the status of readers, kiosks, and docks on site.
Gas Level Management showing the age and levels of each dock and location.
Fleet Health to give proactive rather than reactive maintenance.
User Alert Notifications easy to allow for alert notifications on SMS and email for usage models.
Partner Proactive Service can be set up to allow partners to manage multiple sites and offer management of the fleet of devices as a service.
Rental Solution allows for easy set up and manages the rental fleet and agreements. Coupled with the WatchGas Compliance Kiosk, it allows for quick usage reports and product health.
Multi Site Access allows companies multiple sites to see gas events and health of units. Ideal for company reporting and understanding of areas for improvement.
User Assign for full traceability and record keeping. If not checked in, then this will be captured in the reporting, reducing costs associated with lost or missing devices.

WatchGas *SST Application*

This intuitive app allows you to carry out traditional time-consuming tasks with ease and speed. Quickly and easily download gas events, and if required, these can be rapidly sent via SMS or email for fast reporting. Easily configure devices without the need for costly software and the hassle of cables and initial setup.

With Tap Compliance, you can tap in and out devices for full fleet traceability and see the health of your fleet with the health status feature. This is all done with extreme ease using NFC (Near Field Communication) and the WatchGas SST Application. The WatchGas SST Application is fully compatible with the SST Range™, so there is no need for different software platforms for a mix of single and multi-gas devices.

NOTE: the WatchGas SST Application is available on all phones and can be found for free at the following links. For hazardous environments, we recommend the use of i.safe MOBILE device.

GET IT ON Google Play

Download on the App Store

Try out today! Use the QR codes to download the WatchGas SST Application from the Google Play Store or Apple Store

Configure Device

Using NFC you can quickly and easy configure devices. Change alarm set points or enable a new feature. No need for additional PC's and cables and can be done remotely if required.

Health Status

Quickly see the *health* and *compliance* of your device. This is a perfect solution for service centres and safety managers. The status shows the health of the sensors and main components all in a simple to understand star rating.

Event Logs

If you are working remotely there is no need to drive back to a central location. Simply download the event logs using the built-in NFC coupled with WatchGas SST Application and send the event as a PDF format via SMS, WhatsApp or email.

Contact information

Europe
Klaverbaan 121
2908 KD Capelle a/d IJssel
the Netherlands

info@watchgas.com
www.watchgas.com

Americas
313 N. State Hwy 342
Red Oak, TX 75154, USA

info@watchgasusa.com
www.watchgasusa.com

G.B. SERVICES Srl
Via Santa Maria Molgora, 60
20871 Vimercate MB - Italia

Tel. +39 039 9713313 www.gbservices.eu